

Iowa Business Council



26th Annual Partnership Meeting January 30, 2012

Tom Aller – President, Interstate Power & Light, an Alliant
Energy Company

Grand Ballroom Marriott Hotel
Des Moines

This evening...

- **2012 Iowa Competitiveness Index**
- **Third Annual Partners In Efficiency Award**
- **Governor Terry Branstad**
- **Lt. Governor Kim Reynolds**



Iowa Business Council Member Companies & Institutions



HNI Corporation



IOWA STATE UNIVERSITY



Iowa Business Council

“A Case for Change” (2001)

Questions:

- **how does Iowa maintain strong, long-term employment & business growth trends?**
- **what does Iowa have to do to ensure its economy competes & thrives in the national & global marketplace?**



“A Competitiveness Blueprint: Iowa 2025”

- **Follow-up to “A Case for Change”**
- **Objective assessment of Iowa’s current business environment & competitive posture**

Iowa Competitiveness Index

- **Benchmarking tool**
- **Accountability element**
- **First index released July 2011**



Economic Growth



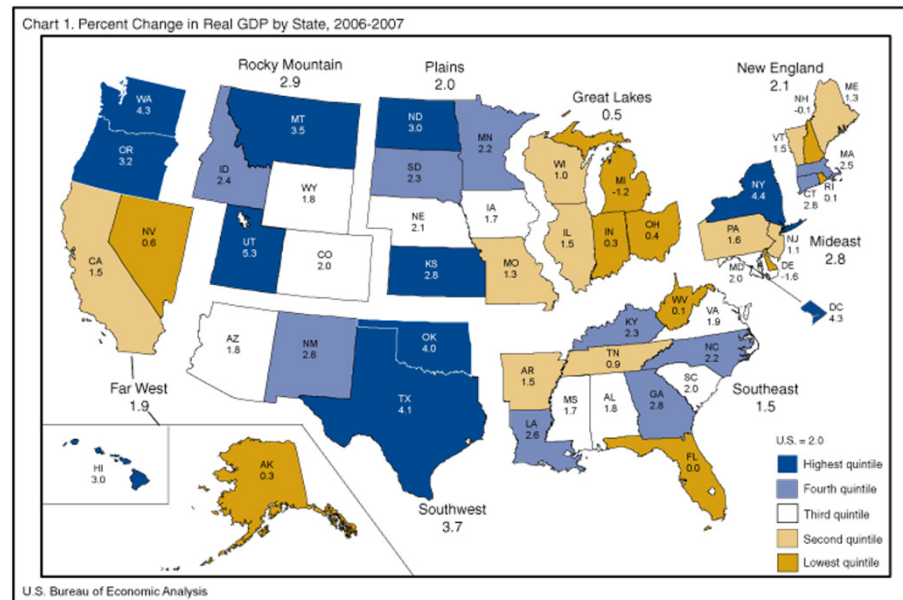
Fundamentals:

- **Minimal regulatory burden**
- **R&D incentives**
- **Spur innovation & commercialization**
- **Promote entrepreneurial spirit**
- **Attract capital investment**
- **Lower cost of doing business**



Economic Growth - goals

- Broaden economic development efforts to regional focus
- Iowa should be a preferred location for business operation

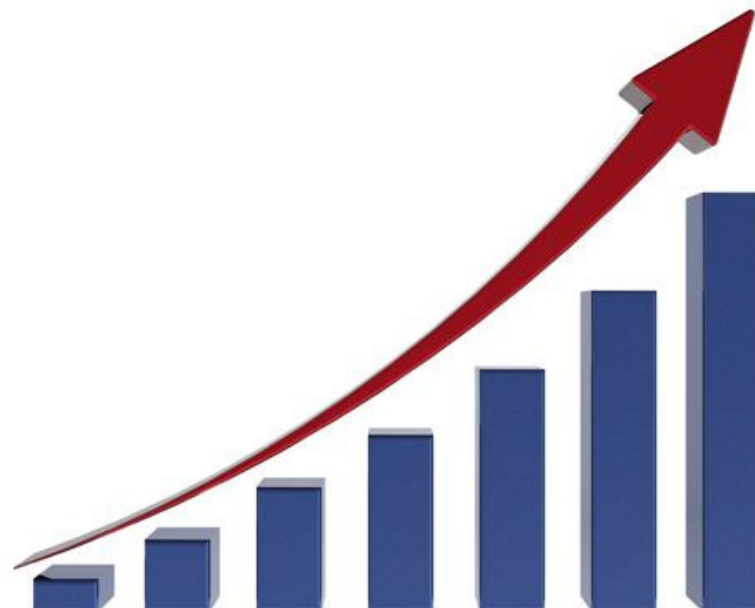


Iowa Competitiveness Indicators



Iowa Business Council

METRIC	Base Metric Measurement (Year)	Base Metric Rank	Previous Metric Measurement (Year)	Previous State Ranking/ Trend	Current Metric Measurement (Year)	Current State Ranking	Competitiveness Trend
Economic Growth							
• Per Capita Income ₁	\$27,348 (2000)	23	\$36,548 (2010)	31 ●	\$38,084 (2011)	26	●
• Gross State Product (GSP) ₂	\$93 bil (2000)	29	\$143 bil (2010)	30 ●	\$143 bil (2010)	30	●
• Mfg Value as a % of GSP ₃	23.4% (2001)	8	20.8% (2009)	2 ●	17.8% (2010)	6	●
• Total Employment ₄	1,555,200 (2000)	2.6%	1,565,233 (2009)	6.1% IA Unempl. Rate ●	1,573,675 (2011)	6.0% IA Unempl. Rate	●
• Knowledge Jobs ₅	18 (2007)	18	29 (2010)	29 ●	29 (2010)	29	●



Education



- **Education system must be rigorous, comprehensive, seamless**
- **Qualified teachers with a worldwide perspective**
- **Grow enthusiasm for STEM courses, activities, & related careers**
- **Vibrant post-secondary institutions**
- **Graduates are future workforce & community leaders**



Goals for Education


- **Equalized preK-12 curriculum delivery using most advanced resources**
- **Students excel in reading, writing, math, science, civics, problem solving, group interaction**
- **Ethics & moral character**
- **Accountability & competency-based assessment**
- **Merit-based compensation keyed to professional development**

Iowa Competitiveness Indicators



Iowa Business Council

METRIC	Base Metric Measurement (Year)	Base Metric Rank	Previous Metric Measurement (Year)	Previous State Ranking/Trend	Current Metric Measurement (Year)	Current State Ranking	Competitiveness Trend
Education & Workforce Readiness							
• Proficiency – 8 th Grade Reading ₁	36% (2003)	11	32% (2009)	26 ●	33% (2011)	27	●
• Proficiency – 8 th Grade Math ₁	33% (2003)	12	34% (2009)	29 ●	34% (2011)	25	●
• ACT Scores – 50% Participation ₂	22.0 (2004)	3	22.2 (2010)	2 ●	22.3 (2011)	2	●
• Ed. Attain. By Pop. > 25, H.S.+ ₃	86.1% (2000)	9	89.6% (2009)	7 ●	90.6% (2010)	7	●
• Ed. Attain. By Pop. > 25, Bach+ ₃	21.2% (2000)	22	24.2% (2009)	35 ●	24.9% (2010)	36	●



Early Childhood Education

- **ROI & long-term social impacts important**
- **Workforce attraction selling point in 38 states**
- **Access for all Iowa children, no gaps**
- **Voluntary, with certifiable standards & quantifiable metrics for all publically funded & privately-based providers**



Governance & Fiscal Matters

- **Lean - redeploy human & financial resources more efficiently**
- **Do more with less while improving quality & service**
- **Happier employees, improved bottom line**
- **Continuous process improvement transferable to any process in any organization**



Government Efficiency Goals


- **Increase emphasis on public sector Continuous Process Improvement**
- **Revive Office of Lean Enterprise in IDoM**
- **Iowa to reassume national leadership role for implementing Lean in delivery of public sector administration, services, and operations**

Iowa Competitiveness Indicators



Iowa Business Council

METRIC	Base Metric Measurement (Year)	Base Metric Rank	Previous Metric Measurement (Year)	Previous State Ranking/Trend	Current Metric Measurement (Year)	Current State Ranking	Competitiveness Trend
Governance & Fiscal Matters							
• State & Local Debt as % of GSP ₁	8.11% (2000)	1	11.39% (2008)	3 ●	11.37% (2009)	3	●
• State & Local Govt as % of GSP ₂	9.90% (2000)	37	9.82% (2007)	37 ●	10.42% (2009)	35	●
• State & Local Tax per Capita ₃	\$2,593 (2000)	29	\$3,688 (2009)	24 ●	\$3,688 (2009)	24	●
• Govt FTEs per 10,000 ₄	601 (2000)	41	506 (2009)	28 ●	492 (2010)	27	●
• Units of Govt per 10,000 ₅	6.75 (2002)	41	6.56 (2007)	41 ●	6.56 (2007)	41	●



Health & Well-Being

- **Generally, Iowans have good health care access**
- **Challenges remain, however:**
 - nearly 20% of Iowans still smoke
 - 28% considered obese, 37% overweight
 - annual medical costs related to obesity in Iowa = \$1.2 billion



Health & Well-Being Goals

- Implement robust employer-employee health & wellness programs
- Strong school phys-ed curriculum
- Align with & support statewide healthcare initiatives
 - *Healthiest State Initiative*
 - *PE4Life*
- Iowans should be among healthiest in the United States

Iowa Competitiveness Indicators



Iowa Business Council

METRIC	Base Metric Measurement (Year)	Base Metric Rank	Previous Metric Measurement (Year)	Previous State Ranking/Trend	Current Metric Measurement (Year)	Current State Ranking	Competitiveness Trend
Health & Well-Being							
• Primary Care Physicians/100,000 pop. ₁	71.3 (2000)	46	82.0 (2010)	34 ●	82.0 (2010)	34 ●	●
• % Obese ₂	21.5% (2000)	39	28.4% (2010)	32 ●	29.1% (2010)	33 ●	●
• % Smokers 18 Years and Older ₃	23.5% (2000)	30	17.1% (2010)	17 ●	16.1% (2011)	19 ●	●
• Infant Mortality/1,000 Live Births ₄	6.4 (2000)	9	5.3 (2010)	5 ●	5.6 (2011)	10 ●	●
• Gallup-Healthways Well-Being Index ₅	67.8 (2009)	7	66.9 (2010)	19 ●	66.9 (2010)	19 ●	●



Workforce Demographics & Diversity

- **Employers, academia, & government must improve communication to meet workforce needs**
- **Past corporate diversity efforts focused on compliance**
- **Today diversity is good business, a competitive advantage**



Iowa Competitiveness Indicators



Iowa Business Council

METRIC	Base Metric Measurement (Year)	Base Metric Rank	Previous Metric Measurement (Year)	Previous State Trend/ Ranking	Current Metric Measurement (Year)	Current State Ranking	Competitiveness Trend
Workforce Demographics & Diversity							
• Total Population	2,926,324 (2000)	30	3,046,355 (2010)	30 ●	3,046,355 (2010)	30	●
• Population 10-Year Change	5.4% (2000)	43	4.1% (2010)	41 ●	4.1% (2010)	41	●
• Ethnic Diversity of Population	6.1% (2000)	45	11.3% (2010)	44 ●	11.3% (2010)	44	●
• Median Age of Population, Iowa/USA	36.6/35.3 (2000)	40	38.1/37.2 (2010)	32 ●	38.1/37.2 (2010)	32	●
• Net Overall Migration	5,609 (1990-99)	33	-15,876 (2000-09)	41 ●	-15,876 (2000-09)	41	●



Iowa Business Council



Stan Askren

Chairman, President, & CEO

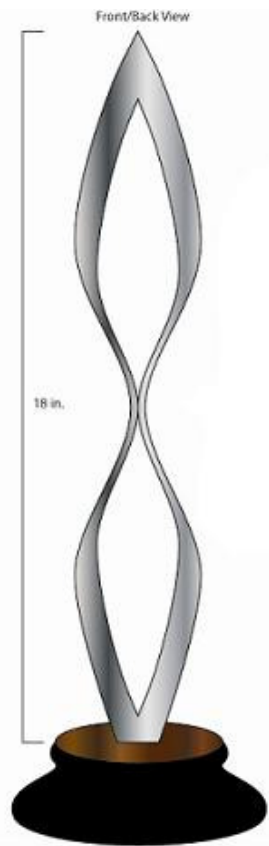
HNI Corporation

In-Coming IBC Chair

Third Annual Iowa Partners in Efficiency Award

Recognizing any political subdivision of government in Iowa using Lean tools and techniques to:

- Increase productivity
- Promote innovation
- Improve delivery of public services



IOWA PARTNERS In EFFICIENCY



**Submissions received from all levels
of State and local government.**

Finalists are:

- **IUB Electric Transmission Franchise Process**
- **UIHC Chemotherapy Infusion Schedule**

IPE Winning Application

- **Reduced application lead time from 80 to 64 days**
- **Eliminated 17 process steps**
- **Reduced number of delays by 55%**



Winner of the Third Annual Iowa Partners in Efficiency award is...



Iowa Utilities Board Electric Transmission Franchise Process

The Honorable Elizabeth Jacobs,
Iowa Utilities Board Chair accepting



Third Annual Iowa Partners in Efficiency
Award

WINNER

The **Iowa** Business **Council** Welcomes

**The Honorable
Terry E. Branstad
Governor of Iowa**



The **Iowa** Business **Council** Welcomes

The Honorable Kim Reynolds

Lt. Governor of Iowa



Governor's STEM Advisory Council

Co-Chairs:

**Lt. Governor Reynolds
UNI President Ben Allen**





THANK YOU

Please join us for

Business Leader Social Hour

in the adjacent Ballroom

AND

The 2013 Iowa Business Council

Annual Partnership Meeting

January 28, 2013

All presentations from this evening available at

www.iowabusinesscouncil.org

under “General Topic News Releases”

Iowa Business Council